

CMXD2004TO

**SURFACE MOUNT
TRIPLE ISOLATED OPPOSING
HIGH VOLTAGE
SILICON SWITCHING DIODES**



www.centrasemi.com

SUPERmini™



SOT-26 CASE

DESCRIPTION:

The CENTRAL SEMICONDUCTOR CMXD2004TO consists of three (3) Isolated High Voltage Silicon Switching Diodes arranged in an alternating configuration in a SUPERmini SOT-26 surface mount package, and designed for high voltage switching applications. This device can be configured as a 900V switching diode. See optional mounting pad configuration.

MARKING CODE: X04TO

MAXIMUM RATINGS: ($T_A=25^\circ\text{C}$)

Continuous Reverse Voltage
Peak Repetitive Reverse Voltage
Average Forward Current
Continuous Forward Current
Peak Repetitive Forward Current
Peak Forward Surge Current, $t_p=1.0\mu\text{s}$
Peak Forward Surge Current, $t_p=1.0\text{s}$
Power Dissipation
Operating and Storage Junction Temperature
Thermal Resistance

SYMBOL

V_R	240
V_{RRM}	300
I_O	200
I_F	225
I_{FRM}	625
I_{FSM}	4.0
I_{FSM}	1.0
P_D	350
T_J, T_{stg}	-65 to +150
θ_{JA}	357

UNITS

V
V
mA
mA
mA
A
A
mW
$^\circ\text{C}$
$^\circ\text{C/W}$

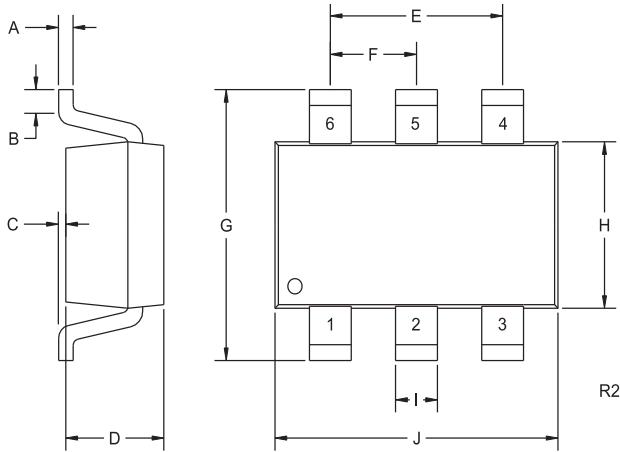
ELECTRICAL CHARACTERISTICS PER DIODE: ($T_A=25^\circ\text{C}$ unless otherwise noted)

SYMBOL	TEST CONDITIONS	MIN	MAX	UNITS
I_R	$V_R=240\text{V}$		100	nA
I_R	$V_R=240\text{V}, T_A=150^\circ\text{C}$		100	μA
BV_R	$I_R=100\mu\text{A}$	300		V
V_F	$I_F=100\text{mA}$		1.0	V
C_T	$V_R=0, f=1.0\text{MHz}$		5.0	pF
t_{rr}	$I_F=I_R=30\text{mA}, I_{rr}=3.0\text{mA}, R_L=100\Omega$		50	ns

CMXD2004TO
SURFACE MOUNT
TRIPLE ISOLATED OPPOSING
HIGH VOLTAGE
SILICON SWITCHING DIODES



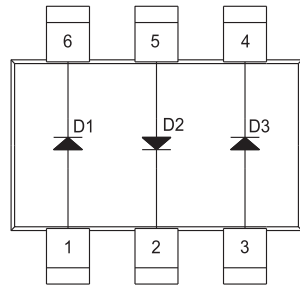
SOT 26 CASE - MECHANICAL OUTLINE



SYMBOL	INCHES		MILLIMETERS	
	MIN	MAX	MIN	MAX
A	0.004	0.007	0.11	0.19
B	0.016	-	0.40	-
C	-	0.004	-	0.10
D	0.039	0.047	1.00	1.20
E	0.074	0.075	1.88	1.92
F	0.037	0.038	0.93	0.97
G	0.102	0.118	2.60	3.00
H	0.059	0.067	1.50	1.70
I	0.016		0.41	
J	0.110	0.118	2.80	3.00

SOT-26 (REV: R2)

PIN CONFIGURATION

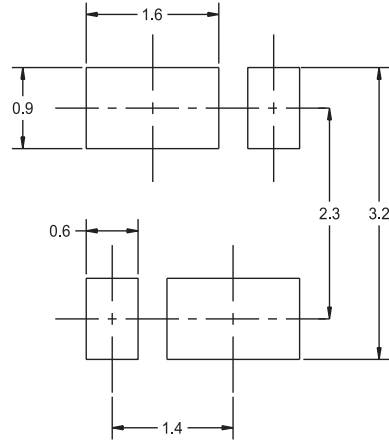


LEAD CODE:

- 1) Anode D1
- 2) Cathode D2
- 3) Anode D3
- 4) Cathode D3
- 5) Anode D2
- 6) Cathode D1

MARKING CODE: X04TO

OPTIONAL MOUNTING PADS
For 900V Series Configuration
 (Dimensions in mm)



R0

R2 (12-February 2010)

OUTSTANDING SUPPORT AND SUPERIOR SERVICES



PRODUCT SUPPORT

Central's operations team provides the highest level of support to insure product is delivered on-time.

- Supply management (Customer portals)
- Inventory bonding
- Consolidated shipping options
- Custom bar coding for shipments
- Custom product packing

DESIGNER SUPPORT/SERVICES

Central's applications engineering team is ready to discuss your design challenges. Just ask.

- Free quick ship samples (2nd day air)
- Online technical data and parametric search
- SPICE models
- Custom electrical curves
- Environmental regulation compliance
- Customer specific screening
- Up-screening capabilities
- Special wafer diffusions
- PbSn plating options
- Package details
- Application notes
- Application and design sample kits
- Custom product and package development

CONTACT US

Corporate Headquarters & Customer Support Team

Central Semiconductor Corp.
145 Adams Avenue
Hauppauge, NY 11788 USA
Main Tel: (631) 435-1110
Main Fax: (631) 435-1824
Support Team Fax: (631) 435-3388
www.centalsemi.com

Worldwide Field Representatives:
www.centalsemi.com/wwreps

Worldwide Distributors:
www.centalsemi.com/wwdistributors

For the latest version of Central Semiconductor's **LIMITATIONS AND DAMAGES DISCLAIMER**, which is part of Central's Standard Terms and Conditions of sale, visit: www.centalsemi.com/terms