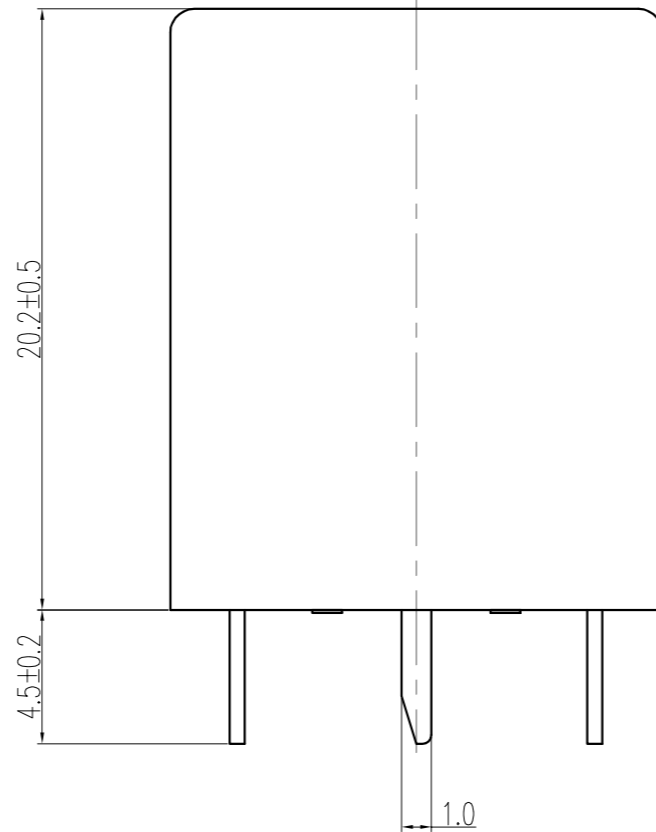



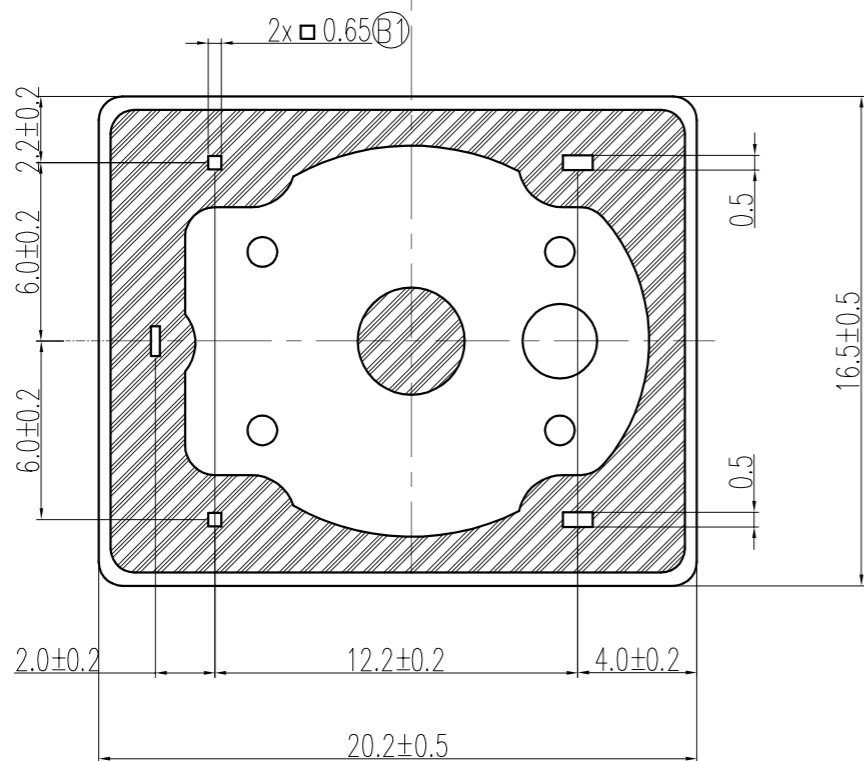
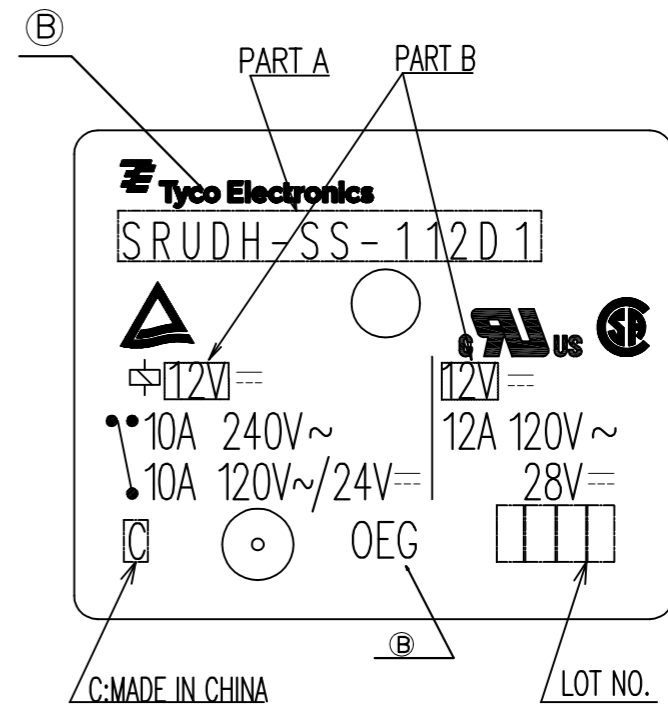
THIS DRAWING IS UNPUBLISHED. RELEASED FOR PUBLICATION
 © COPYRIGHT BY TYCO ELECTRONICS CORPORATION. ALL RIGHTS RESERVED.

LOC
HB

REVISIONS					
P	LTR	DESCRIPTION	ECO	DATE	DWN APVD
	A	RELEASED		07-MAR-06	WJQ AY
	B	CHANGE TE LOGO	ECO-08-020474	12-SEP-08	Z,Z BHY
	B1	ADD NEW TYPE AND MODIFY MISTAKE	ECO-08-030810	16-AUG-09	Z,Z BHY



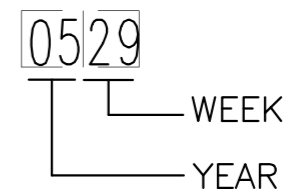
VIEW C



GENERAL TOLERANCE

Diagram dimension	Tolerance
0.99mm max.	±0.1mm
1 - 2.99mm	±0.2mm
3mm min.	±0.3mm

LOT NO. SYSTEM AS FOLLOWING:



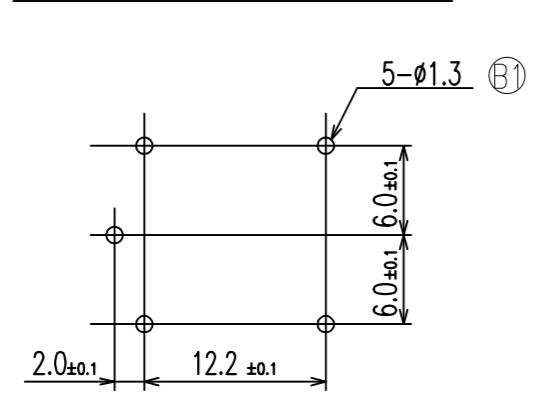
THIS DRAWING IS A CONTROLLED DOCUMENT FOR TYCO ELECTRONICS CORPORATION IT IS SUBJECT TO CHANGE AND THE CONTROLLING ENGINEERING ORGANIZATION SHOULD BE CONTACTED FOR THE LATEST REVISION.		DWN Wang,Jianqiang	Tyco Electronics Tyco Electronics Corporation ShenZhen, China	
DIMENSIONS: mm		CHK Yip,Anthony	SRUDH-SH-1**D1,000 CUSTOMER DRAWING	
TOLERANCES UNLESS OTHERWISE SPECIFIED:		APVD N,Funayama		
0 PLC ±		PRODUCT SPEC	RESTRICTED TO	
1 PLC ±		APPLICATION SPEC	SIZE GAGE CODE DRAWING NO	
2 PLC ±		WEIGHT	A3 00079 C= 8-1419126-1	
3 PLC ±			SCALE 4:1 SHEET 1 of 2 REV B1	
4 PLC ±				
MATERIAL SEE MATERIAL TABLE		FINISH		

8 7 6 5 4 3 2 1

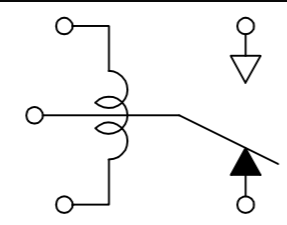
THIS DRAWING IS UNPUBLISHED. RELEASED FOR PUBLICATION
 © COPYRIGHT BY TYCO ELECTRONICS CORPORATION. ALL RIGHTS RESERVED.

LOC HB	DIST	REVISIONS						
		P	LTR	DESCRIPTION	ECN	DATE	DWN	APVD

PC BOARD LAYOUT(BOTTOM VIEW)



CONNECTION DIAGRAM (BOTTOM VIEW)



①	1-1419127-2	SRUDH-SS-112D1	12V	j
①	3-1419127-2	SRUDH-SS-148D1	48V	i
②	2-1419127-3	SRUDH-SS-124D1	24V	h
②	9-1419126-4	SRUDH-SH-148D1	48V	g
②	1440003-7	SRUDH-SH-124D1	24V	f
②	8-1419126-1	SRUDH-SH-112D1	12V	e
②	7-1419126-9	SRUDH-SH-109D1	9V	d
②	7-1419126-7	SRUDH-SH-106D1	6V	c
②	2-1419146-9	SRUDH-SH-105D1	5V	b
②	2-1419146-7	SRUDH-SH-103D1	3V	a
	TE PART NO	PART A	PART B	TYPE

RELAY TYPE

①		UV RESIN	UV SEAL(FOR SH TYPE)	14		
		2212B	SEAL (CASE & BASE)	13		
		3UEW(φ0.04mm)	MAGNETIC WIRE(48V)	12		
		3UEW(φ0.05mm)	MAGNETIC WIRE(24V)			
		3UEW(φ0.075mm)	MAGNETIC WIRE(12V)			
		3UEW(φ0.085mm)	MAGNETIC WIRE(09V)			
		3UEW(φ0.10mm)	MAGNETIC WIRE(06V)			
		3UEW(φ0.11mm)	MAGNETIC WIRE(05V)			
		3UEW(φ0.15mm)	MAGNETIC WIRE(03V)	11		
		HCP WIRE(0.56mm)	COIL TERMINAL	10		
		AgCdO	B CONTACT	9		
		AgCdO	M CONTACT	8		
		AgCdO	MOVABLE CONTACT	7		
		C2680R-1/2H	B TERMINAL	6		
		C2680R-H	M TERMINAL	5		
		C5191R-H	MOVABLE SPRING	4		
	UL94V-0	PBT 5010GN6-30	BOBBIN	3		
		CSC C-CH1T or CH1	CORE	2		
		CuNi PLATING	SPCC-SB	ARMATURE	1	
		CuNi PLATING	SPCC-SB	YOKE		
		INCOMBUSTIBILITY	TREATMENT	MATERIAL	DESCRIPTION	ITEM

THIS DRAWING IS A CONTROLLED DOCUMENT FOR TYCO ELECTRONICS CORPORATION IT IS SUBJECT TO CHANGE AND THE CONTROLLING ENGINEERING ORGANIZATION SHOULD BE CONTACTED FOR THE LATEST REVISION.		DWN Wang,Jianqiang	Tyco Electronics Corporation ShenZhen, China									
DIMENSIONS: mm		CHK Yip,Anthony										
TOLERANCES UNLESS OTHERWISE SPECIFIED:		APVD N,Funayama	SRUDH-SH-1**D1,000 TYPE CUSTOMER DRAWING									
<table border="1"> <tr><td>0 PLC</td><td>±</td></tr> <tr><td>1 PLC</td><td>±</td></tr> <tr><td>2 PLC</td><td>±</td></tr> <tr><td>3 PLC</td><td>±</td></tr> <tr><td>4 PLC</td><td>±</td></tr> </table>		0 PLC			±	1 PLC	±	2 PLC	±	3 PLC	±	4 PLC
0 PLC	±											
1 PLC	±											
2 PLC	±											
3 PLC	±											
4 PLC	±											
MATERIAL SEE MATERIAL TABLE		FINISH	APPLICATION SPEC	SIZE A3								
		WEIGHT		GAGE CODE								
				DRAWING NO C- 8-1419126-1								
				SCALE 4:1 SHEET 2 of 2 REV B1								