

SC50VB160-G

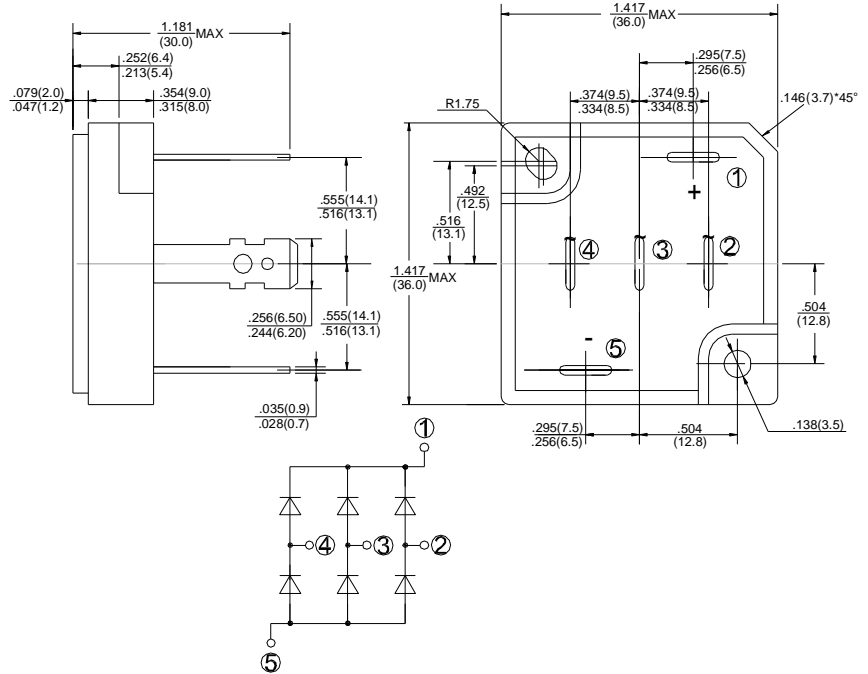
"-G" : RoHS Device

REVERSE VOLTAGE - **1600Volts**
FORWARD CURRENT - **50Amperes**

FEATURES

- Surge overload -500 amperes peak
- Low forward voltage drop
- Mounting position :Any
- Weight: 37g

SCVB



Dimensions in inches and (millimeters)

MAXIMUM RATINGS AND ELECTRICAL CHARACTERISTICS

Rating at 25°C ambient temperature unless otherwise specified.

Resistive or inductive load 60Hz.

For capacitive load, derate current by 20%

CHARACTERISTICS	SYMBOL	SC50VB160	UNIT
Maximum Recurrent Peak Reverse Voltage	VRRM	1600	V
Maximum RMS Bridge Input Voltage	VRMS	1120	V
Maximum Average Forward Rectified Output Current @ Tc=55°C	I(AV)	50	A
Peak Forward Surge Current 8.3ms Single Half Sine-Wave Super Imposed on Rated Load	IFSM	500	A
Current Squared time (1ms < t < 10ms)	I ² t	500	A ² S
Dielectric Strength	Vdis	2000	V
Mounting Torque	TOR	0.8	N.m
Maximum Forward Voltage Drop Per Element at 17.5A Peak	VF	1.1	V
Maximum Reverse Current at Rated DC Blocking Voltage Per Element @ TA=25°C	IR	100	µA
Typical Thermal Resistance (Note1)	RθJC	Max: 0.7	°C/W
Operating Temperature Range	TJ	-55 to +150	°C
Storage Temperature Range	TSTG	-55 to +150	°C

NOTES: 1. Thermal Resistance Junction to case.

RATINGS AND CHARACTERISTIC CURVES SC50VB160-G

FIG.1-MAXMUN FORWARD SURGE CURRENT

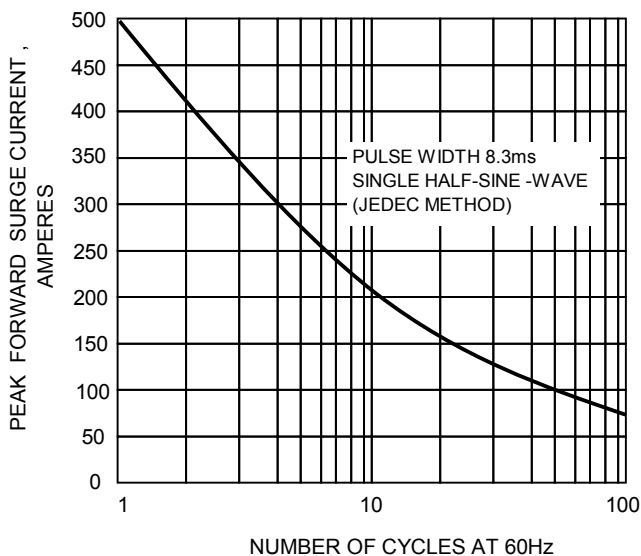


FIG.2- DERATING CURVE OUTPUT RECTIFIED CURRENT

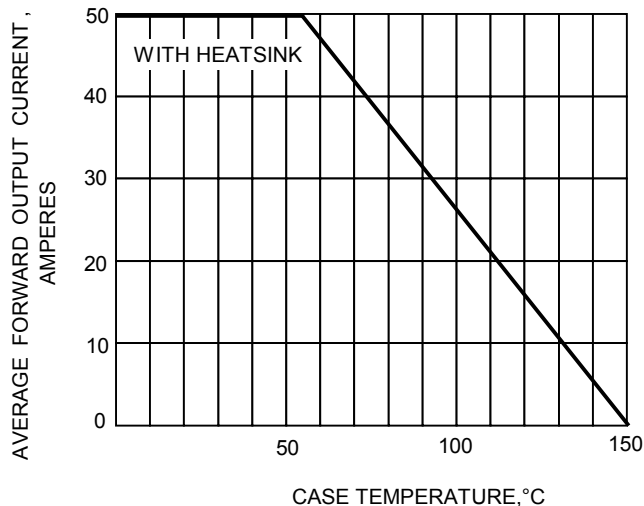


FIG.3-TYPICAL FORWARD CHARACTERISTICS

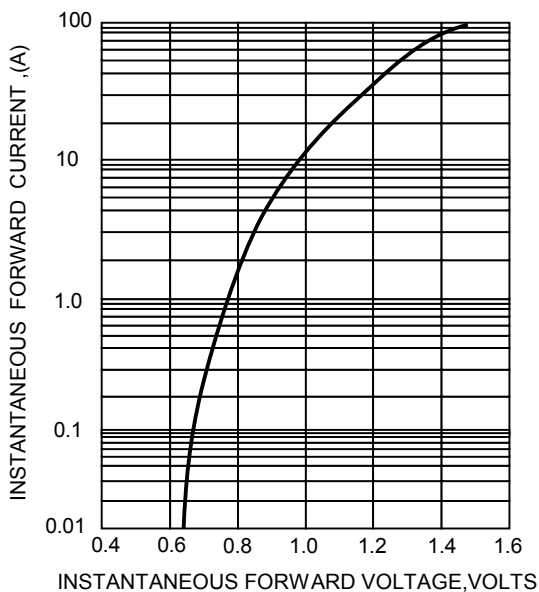


FIG.4-TYPICAL REVERSE CHARACTERISTICS

