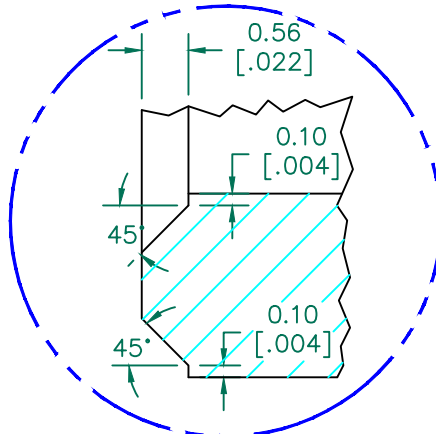


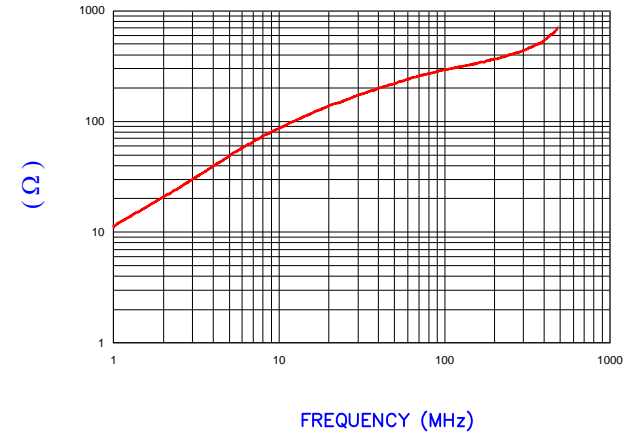
SEE DETAIL "A"



CHAMFER
DETAIL A
(N.T.S.)

IMPEDANCE (Z)			
Frequency	25 MHz	100 MHz	300 MHz
Nominal (REF)	158 Ω	292 Ω	437 Ω
Minimum	- Ω	234 Ω	- Ω

Z vs. FREQUENCY
(REF. ONLY)



AGILENT E4991A Impedance/Material Analyzer
HP 16092A Test Fixture

BARE DIMENSIONS

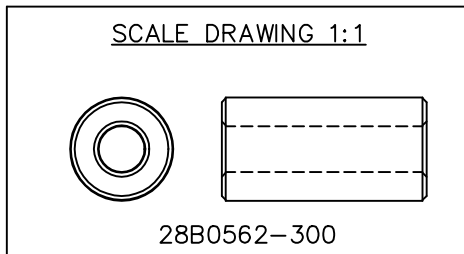
A	14.27 [.562]	±	0.25 [.010]
B	6.35 [.250]	±	0.15 [.006]
C	28.32 [1.115]	±	0.25 [.010] 0.38 [.015]

WEIGHT/1000 17.86 kgs 39.37 lbs

**UNCONTROLLED
DOCUMENT**

NOTES: UNLESS OTHERWISE SPECIFIED

1. COSMETIC SPECIFICATION REFER TO WI-QA-038.



DIMENSIONS ARE IN mm [INCHES].				This print is the property of Laird Tech. and is loaned in confidence subject to return upon request and with the understanding that no copies shall be made without the written consent of Laird Tech. All rights to design or invention are reserved.				
REV	DESCRIPTION	DATE	INT					
H	UPDATE THE LOGO	05/13/15	QIU	PROJECT/PART NUMBER: 28B0562-300		REV H	PART TYPE: CNZ CORE	DRAWN BY: DTR
G	UPDATE Z SPEC AND COMPANY LOGO UPDATE Z CURVE	07/16/08	JRK					
F	UPDATE Z SPECS AND COMPANY LOGO	06/04/07	JRK					
E	UPDATE MIN Z SPEC @100 MHZ	10/04/06	JRK					
D	UPDATE Z SPEC @100 MHZ ADD TEST REF	12/03/04	JRK					
C	ADD CURVE UPDATE Z SPECS & PRINT FORMAT	06/25/03	JRK					
B	UPDATE PRINT FORMAT ADD DETAILS	01/30/02	JRK					
A	ORIGINAL DRAFT	07/01/98	DTR					
REV	DESCRIPTION	DATE	INT					

DATE: 07/01/98 SCALE: 2 : 1 MATERIAL: Ferrite
CAD # 28B0562-300-H TOOL # B0562