

**RIDERSERIES
RCM370R48**

Weidmüller Interface GmbH & Co. KG
 Klingenbergstraße 16
 D-32758 Detmold
 Germany
 Fon: +49 5231 14-0
 Fax: +49 5231 14-292083
 www.weidmueller.com



Standard relays in the RIDERSERIES RCM

- 3 CO contacts
- Optionally AC or DC coils
- with test button
- Comes optionally with integrated status display and/or free-wheel diode

General ordering data

| | |
|------------|--|
| Order No. | 8689970000 |
| Type | RCM370R48 |
| Version | RIDERSERIES, Relais, No. of contacts: 3, CO contact with test button, AgNi 90/10, Rated control voltage: 48 V AC, Continuous current: 10 A, Plug-in connection |
| GTIN (EAN) | 4032248360642 |
| Qty. | 10 pc(s). |

RIDERSERIES
RCM370R48

Weidmüller Interface GmbH & Co. KG
 Klingenbergstraße 16
 D-32758 Detmold
 Germany
 Fon: +49 5231 14-0
 Fax: +49 5231 14-292083
 www.weidmueller.com

Technical data
Ratings

| | | | |
|-----------------------------|--------------------|----------|--|
| Conductor connection system | Plug-in connection | Humidity | 40 °C / 93 % rel. humidity, no condensation |
| UL 94 flammability rating | V-0 | | |

Dimensions and weights

| | | | |
|-------|---------|------------|--------|
| Width | 22.5 mm | Height | 28 mm |
| Depth | 29 mm | Net weight | 30.6 g |

Temperatures

| | | | |
|-----------------------|-----------------|---------------------|-----------------|
| Operating temperature | -40 °C...+70 °C | Storage temperature | -40 °C...+85 °C |
|-----------------------|-----------------|---------------------|-----------------|

Input

| | | | |
|-------------------------------------|-------------------------|------------------|---------|
| Rated control voltage | 48 V AC | Rated current AC | 21.3 mA |
| Coil resistance | 777 Ω \pm 10 % | Power rating | 1.0 VA |
| Response / drop-out voltage AC coil | 38.4 V / 14.4 V | Status indicator | red LED |

Output

| | | | |
|-------------------------|---|--|---------------|
| Rated switching voltage | 240 V AC | Max. switching voltage, AC | 400 V |
| Continuous current | 10 A | making current | 20 A / 20 ms |
| Max. switching power | 2500 VA | Response time | 15 ms / 10 ms |
| Min. switching power | 100 mA / 5 V, 10 V / 10 mA, 24 V / 1 mA | Max. switching frequency at rated load | 0.1 Hz |

Contact specifications

| | | | |
|------------------|------------|-------------------------|--|
| No. of contacts | 3 | Contact design | CO contact with test button |
| Contact material | AgNi 90/10 | Mechanical service life | AC coil 20 x 10 ⁶ Switching cycles, DC coil 30 x 10 ⁶ Switching cycles |

Insulation coordination

| | | | |
|--|--------------------------------|---|-----------------------|
| Rated voltage | 250 V | Clearance and creepage distances for control side - load side | \geq 4 mm |
| Dielectric strength for control side - load side | 2.5 KV _{eff} / 1 min. | Impulse withstand voltage | 5 kV (1.2/50 μ s) |
| Protection degree | IP 20 | Insulating material group | IIIa |

Other technical data

| | | | |
|---------|----------|------------------|---------|
| Version | with LED | Status indicator | red LED |
|---------|----------|------------------|---------|

Further details of approvals / standards

| | |
|-----------|--------------------|
| Standards | IEC 61810-1, UL508 |
|-----------|--------------------|

**RIDERSERIES
RCM370R48**

Weidmüller Interface GmbH & Co. KG
 Klingenbergstraße 16
 D-32758 Detmold
 Germany
 Fon: +49 5231 14-0
 Fax: +49 5231 14-292083
 www.weidmueller.com

Technical data

Classifications

| | | | |
|------------|-------------|------------|-------------|
| ETIM 2.0 | EC001437 | ETIM 3.0 | EC001437 |
| UNSPSC | 30-21-19-17 | eClass 4.1 | 40-02-06-14 |
| eClass 5.1 | 27-37-16-01 | eClass 6.0 | 27-37-16-01 |
| eClass 7.0 | 27-37-16-01 | | |

Approvals

Approvals



Downloads

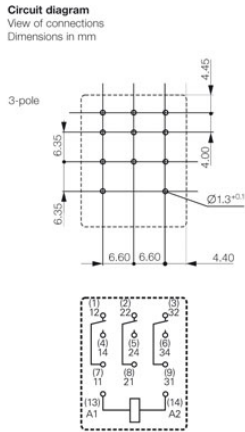
Declaration of Conformity [K295_12_10.pdf](#)

**RIDERSERIES
RCM370R48**

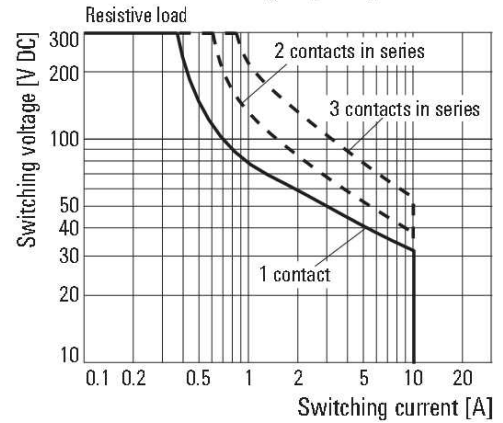
Weidmüller Interface GmbH & Co. KG
 Klingenbergstraße 16
 D-32758 Detmold
 Germany
 Fon: +49 5231 14-0
 Fax: +49 5231 14-292083
 www.weidmueller.com

Drawings

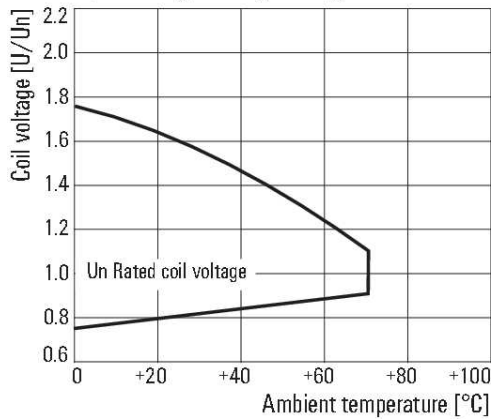
Pinning



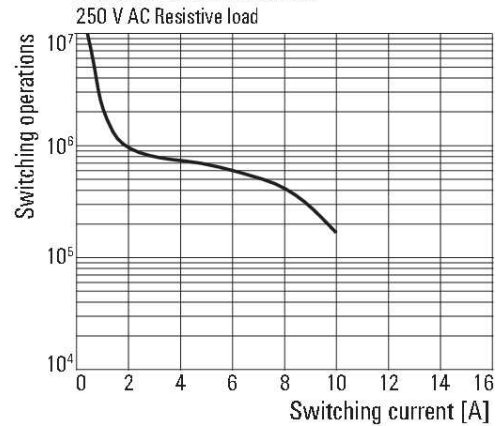
DC load breaking capacity



Operating voltage range AC



Electrical endurance



**RIDERSERIES
RCM370R48**

Weidmüller Interface GmbH & Co. KG
 Klingenbergstraße 16
 D-32758 Detmold
 Germany
 Fon: +49 5231 14-0
 Fax: +49 5231 14-292083
 www.weidmuller.com

Drawings

| Type code | RCM | | | | | | |
|------------------------------------|-----|--|--|--|--|----------------|---------|
| Type RIDER Control Multiple | | | | | | | |
| Contacts | | | | | | | |
| 2 2 CO contacts | | | | | | | |
| 3 3 CO contacts | | | | | | | |
| 5 4 CO contacts | | | | | | | |
| Contact material | | | | | | | |
| 7 AgNi 90/10, with test button | | | | | | | |
| 8 AgNi 90/10 hgp, with test button | | | | | | | |
| Type of construction | | | | | | | |
| 0 Standard, 2.8 mm Faston | | | | | | | |
| | | | | | | DC coil | |
| | | | | | | 006 6 V DC | L06 |
| | | | | | | 012 12 V DC | L12 AB2 |
| | | | | | | 024 24 V DC | L24 AC4 |
| | | | | | | 048 48 V DC | L48 AE8 |
| | | | | | | 060 60 V DC | L60 |
| | | | | | | 110 110 V DC | M10 BB0 |
| | | | | | | 220 220 V DC | N20 |
| | | | | | | AC coil | |
| | | | | | | 506 6 V AC | R06 |
| | | | | | | 512 12 V AC | R12 |
| | | | | | | 524 24 V AC | R24 |
| | | | | | | 548 48 V AC | R48 |
| | | | | | | 615 115 V AC | S15 |
| | | | | | | 730 230 V AC | T30 |