

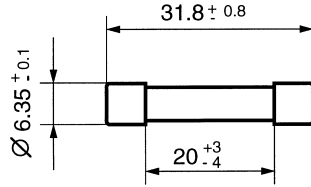
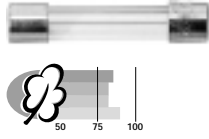
FUSES

FSF 6,3 × 32

Non resettable fuses

Miniature Fuses Type FSF 6,3 × 32

quick-acting F
low breaking capacity L
Glass tube



Standards

IEC 60127-2/4, EN 60127-2/4.

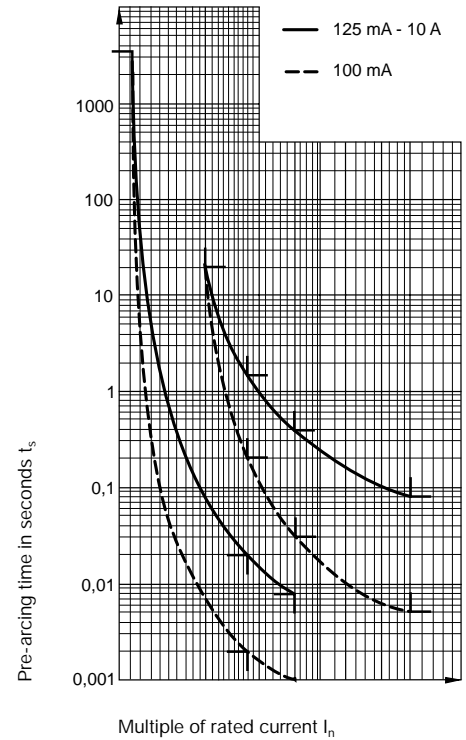
Approvals

none

Pre-arcing time/current characteristic (at T_a 23 °C)

Rated current I _n	n · I _n		2 · I _n		2.75 · I _n		4 · I _n		10 · I _n	
	min.	max.	min.	max.	min.	max.	min.	max.	max.	
100 mA	60 min	20 s	2 ms	200 ms	1 ms	30 ms	5 ms			
125 mA – 10 A	60 min	20 s	20 ms	1500 ms	8 ms	400 ms	80 ms			

* Non fusing current I_{nf}



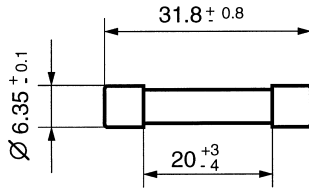
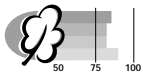
Order No.	Rated current I _n Rated voltage U _n	Breaking capacity	Voltage drop		Sustained power dissipation		Pre-arcing I ² t at 10 · I _n
			at I _n max. IEC 60127 mV	typ. mV	at 1,15 · I _n max. IEC 60127 W	typ. W	
0034.1736	100 mA / 250 V	L = 35 A / 250 V AC, p.f. / cos φ 1	6000	4200	1,6	0,6	A ² s
0034.1737	125 mA / 250 V		5500	3600	1,6	0,6	
0034.1738	160 mA / 250 V		5000	1700	1,6	0,6	
0034.1739	200 mA / 250 V		4000	3500	1,6	1,0	
0034.1740	250 mA / 250 V		3500	2300	1,6	0,9	
0034.1741	315 mA / 250 V		3000	2000	1,6	0,9	
0034.1742	400 mA / 250 V		2500	1700	1,6	0,9	
0034.1743	500 mA / 250 V		2000	1700	1,6	1,4	
0034.1744	630 mA / 250 V		1800	1400	1,6	1,5	
0034.1745	800 mA / 250 V		1500	1300	1,6	1,5	
0034.1746	1 A / 250 V		500	370	1,6	0,5	
0034.1747	1,25 A / 250 V		400	350	2,5	0,6	
0034.1748	1,6 A / 250 V		400	350	2,5	0,6	
0034.1749	2 A / 250 V		300	280	2,5	1,0	
0034.1750	2,5 A / 250 V*		250	240	2,5	0,9	
0034.1751	3,15 A / 250 V*		250	230	4	1,9	
0034.1752	4 A / 250 V*	250	230	4	1,4		
0034.1753	5 A / 250 V**	200	180	4	2,0		
0034.1754	6,3 A / 250 V**	200	140	4	1,4		
0034.1755	8 A / 250 V**	200	200	4	2,7		
0034.1756	10 A / 250 V**	200	180	4	3,1		

* 150 V rated voltage according to the standard

** 60 V rated voltage according to the standard

Miniature Fuses
Type FSF 6,3 × 32

quick-acting F
Glass tube



Standards

UL 248-14 (formerly 198.G)
CSA C22.2 No. 248.14 (formerly 59.2 M)

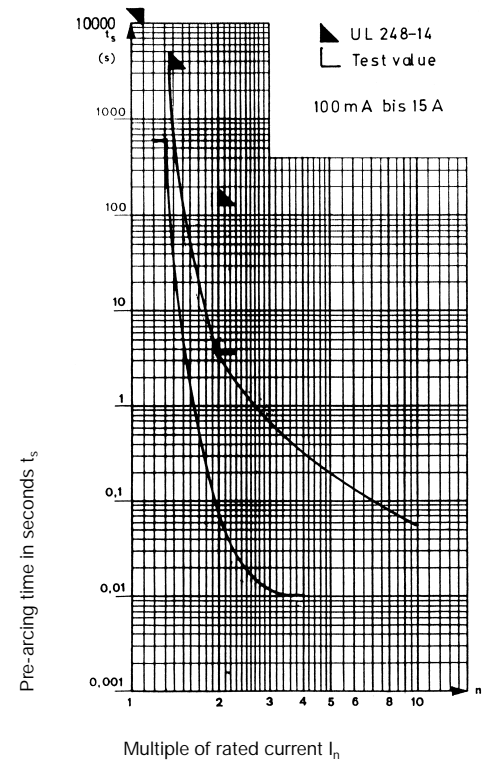
Approvals



Pre-arcing time/current characteristic (at T_a 23 °C)

Rated current I _n	n · I _n		
	1,1 · I _n *	1,35 · I _n	2 · I _n
	min.	max.	max.
0,1 - 15 A	4 h	1 h	5 s

* Non fusing current I_{nf}



Order No.	Rated current I _n Rated voltage U _n	Breaking capacity	Voltage drop		Sustained power dissipation	Pre-arcing I ² t at 10 · I _n	Approvals
			at I _n				
			max.	max.			
			mV	W			
0034.5107	100 mA / 250 V	10 000 A / 125 V AC / p.f. / cos φ 0,7-0,8 200 A / 250 V AC p.f. / cos φ 0,7-0,8	5651	0,93	on request	A ² s	UL CSA
0034.5108	125 mA / 250 V		5200	1,05			
0034.5109	150 mA / 250 V		4950	1,16			
0034.5111	175 mA / 250 V		4900	1,26			
0034.5112	187 mA / 250 V		4700	1,4			
0034.5113	200 mA / 250 V		4500	1,43			
0034.5114	250 mA / 250 V		4200	1,8			
0034.5115	300 mA / 250 V		4100	1,88			
0034.5117	375 mA / 250 V		4000	2,25			
0034.5119	500 mA / 250 V		450	0,33			
0034.5120	600 mA / 250 V		440	0,38			
0034.5123	750 mA / 250 V		389	0,42			
0034.5125	1 A / 250 V		344	0,56			
0034.5127	1,25 A / 250 V		330	0,6			
0034.5128	1,5 A / 250 V		315	0,72			
0034.5129	1,6 A / 250 V		308	0,75			
0034.5131	2 A / 250 V		250	0,9			
0034.5133	2,5 A / 250 V		240	1,02			
0034.5135	3 A / 250 V		239	1,14			
0034.5138	4 A / 250 V		203	1,5			
0034.5139	5 A / 250 V		178	2,0			
0034.5140	6 A / 250 V		177	2,1			
0034.5143	7 A / 250 V		171	2,25			
0034.5144	8 A / 250 V		165	2,55			
0034.5145	10 A / 250 V		162	2,85			
0034.5146	12 A / 125 V	157	3,45				
0034.5147	15 A / 125 V	150	3,9				